







French Foundation GCSE – Summer Mock Exam Information

You will be assessed in 4 skills.

These will cover the range of topics from the GCSE course:

Before	Theme	Topic	After
	Theme 1: People & Lifestyle	Identity & Relationships	
		Healthy Living & Lifestyle	
		Education & Work	
	Theme 2: Popular Culture	Freetime Activities	
		Customs, Festivals & Celebrations	
		Celebrity Culture	
	Theme 3: Communication & The World Around Us	Travel & Tourism	
		Media & Technology	
		The Environment & Where People Live	

Content of Examinations:

Speaking Exam	6 -7.5 minutes (35 marks)	Part 1 – Read-Aloud Task –Read a short paragraph and answer follow up questions Part 2 – Photo Card Task – Describe 2 photos, then take part in a conversation on that theme
Listening Exam	35 minutes (40 marks)	Section A – Listening Comprehension: questions in English, to be answered in English or non-verbally (e.g. ticking boxes) Section B – Dictation
Reading Exam	45 minutes (50 marks)	Section A – questions in English, to be answered in English or non-verbally Section B –translation from French into English (5 sentences)
Writing Exam	70 minutes (50 marks)	Question 1 – Describe a photo – 10 marks Question 2 – 50 word writing task – answer 5 bullet points. 10 marks Question 3 – use grammar knowledge to fill the gaps. 5 marks Question 4 – translation from English into French (5 sentences) 10 marks Question 5 - 90 word structured writing task (choose one of 2 task options, answer 3 bullet points– 15 marks)

The best ways to revise:

1. Make a **revision plan** of **your priorities**. Decide which of the activities will benefit you most, and how long you will spend on each of them. You will never have time to do everything, but focussed revision gets better results than sitting for hours panicking! And ticking off the things you decided to do manages any anxieties.
2. **Learn the list of reading and listening words included for you here**. These will help you with the mock on topics you have not yet covered in class. We have made them specially for these exams!
3. **Set a clear goal**, eg “Complete 2 questions from a past paper then go back and learn the gap words”. Set a timer on your phone, and work until it stops, then tick this off on your list and take a break or move on to another subject.
4. **Use practice papers thoughtfully**. Sometimes people think they have to do a whole practice paper in exam conditions to revise, but it is actually more useful and more manageable to choose the question types or topics **you** need most practice on, or **set a timer and just do 2 or 3 questions** before moving onto another subject. Remember that improving technique, and learning gap words is the most important part of the process, it is ok to look things up and learn them when you are doing past papers!
5. **Listening with the transcript can help you make rapid progress if this is your weak area** – you can pause the exam question and look up words in a dictionary, or read it again to find the answer. Over time, you will find you need to read the transcript less and less!
6. **Go back over your work and the topics you have completed so far** and the vocab lists for modules we have already covered. Cover the English with your hand and test yourself!
7. **Use the “memory drop” sheet** to help you plan what key vocab and structures you will include in the writing exam. Lots of **“OCDNF”** will produce great results! On your next revision session, practise scribbling down your key “building blocks” you will use on a blank page. Do you know the basics now ?
8. **Set a timer for 5 minutes and drill some past tense or future tense verbs**. This will help you include tenses in your writing, and spot them in reading and listening work!