

A large, stylized, dark blue lion logo is positioned in the background, facing left. The lion has a detailed mane and a regal expression.

THE ARTS @BENTON

GCSE Art & Design

AQA



Why Study Art & Design?

If you enjoy being creative, want to increase your practical skills and improve your analytical, communication and research abilities, art and design is a great choice.

The skills you gain make it a great complement to other subjects. Art and design is a way of seeing things and making sense of the world around you. It can help you with further study and prepare you for the world of work.

You will look at different approaches to art and use lots of different materials, techniques and processes including drawing, painting, photography, sculpture and mixed media.



What will I study?

Art & Design

- History/Theory of Art
- Drawing, painting, mixed-media, sculpture, ceramics, printmaking and photography.
 - Adobe CC
 - DSLR handling
- Composition and Layout
- Independent project management
 - Portfolio creation
 - Presentation skills
- A variety of pathways or specialisms are available through Art & Design

How will I be Assessed?

Component 1: Portfolio

The emphasis of this component will be on the development of understanding and skills using an appropriate range of materials, processes and techniques.

Each student must include in their portfolio:

- a selection of thoughtfully presented work that demonstrates the breadth and depth of the course of study.
- produce a sustained personal project and a selection of further work that represents the Art and Design specification.

How will I be Assessed?

Component 2: Externally Set Assignment

Separate question papers will be provided by AQA. Each question paper will consist of a choice of seven questions to be used as starting points. Students are required to select one. Students will be provided with examination papers on 2 January 2025, or as soon as possible after that date.

- Following the preparatory period, students must complete 10 hours of unaided, supervised time.
- In the 10 hours students must produce a finished outcome or a series of related finished outcomes, informed by their preparatory work.

How will I be assessed?

Component 1: Portfolio	Component 2: Externally Set Assignment
No time limit.	9 Week Preparatory Period + 10 hours supervised time
Out of 96 Marks	Out of 96 Marks
60% of GCSE	40% of GCSE

A01

RESEARCH & DEVELOP

Develop ideas through investigations, demonstrating critical understanding of sources.

WHAT TO INCLUDE

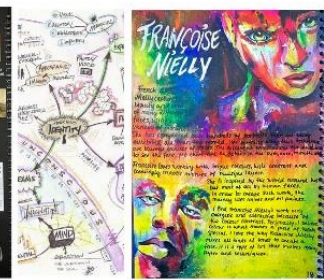


- >Title
- >High quality images
- >Relevant background
- >Large visual analysis (copy) of the work
- >Annotation
- >Interesting layout
- >Neat presentation



ANNOTATION

As a general rule, always try to say:

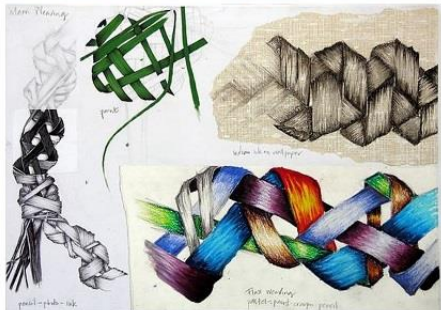
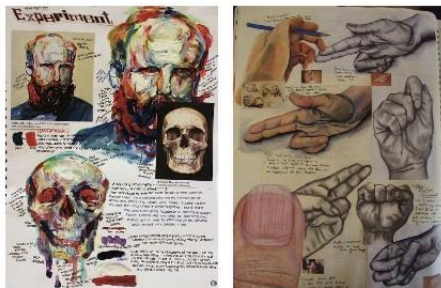
- >What you have looked at
- >Who made it
- >When it was made
- >Why it is inspiring to you
- >How it will impact your own work



A02

EXPERIMENT & REFINE

Refine work by exploring ideas, selecting and experimenting with appropriate media, materials, techniques and processes.



TECHNIQUES

Colour/B&W
Drawing
Collage
Photography
Digital
Textiles
Photocopying
Mixed media
Printing
Ceramics
Sculpture
3D
Painting
Illustration



MATERIALS

Acrylic paint
Pencil
Biro
Fineliner
Ink
Markers
Felt tips
Colouring pencils
Cotton/thread
Fabric
Cardboard
Clay
Oil pastel
Chalk
Crayon
Watercolour paint
Oil paint
Wax
Charcoal
Wire
Different papers
Newspapers
Magazines
Tracing paper
Acetate
Print outs



@BentonParkSc





A03

RECORDING & IDEAS

Record ideas, observations and insights relevant to intentions as work progresses.

Try to record from;

- >Primary Sources
- >Secondary Sources



ANNOTATION

When talking about your own work, try to say:

- >What you have done
- >How you have done it
- >What inspired you
- >What else you tried
- >If there is anything you would change




@BentonParkSc

A04


PERSONAL RESPONSE

Present a personal and meaningful response that realises intentions and demonstrates understanding of visual language.



ENSURE IT HAS

Connections to
your previous
work for A01
A02 and A03



@BentonParkSc

A large, stylized, dark blue lion is positioned in the background, facing left. The lion's mane is voluminous and textured, and its body is sleek. The entire image has a dark blue background.

Why study an
Art & Design
course?



@BentonParkSc

What careers could this lead to?

- Graphic Designer
- Illustrator
- Architect
- Game Designer
- Fashion Designer
- Curator
- Animator
- Photographer
- Photojournalist
- Film Industry
- Fine Artist

<http://creativejourneyuk.org/>



**In the past 7 years, all
students making
applications to study an
Art course at A-Level,
College or University have
gained a first-choice
place.**



 @BentonParkSch

THE ARTS @BENTON

A large, dark blue silhouette of a lion's head and mane, facing left, serves as a background for the text.

THE ARTS @BENTON